

Gearing Up for the New Normal

Jean Armbruster

Director, DPH PLACE Program

Policies for Livable Active Communities and Environments

Active Living Research Conference

March 12, 2014



*Transforming a huge,
sprawling, car-centric
metropolis with vast health
disparities into a network of
healthy active places*





GEAR UP!

Get in the saddle


E
A
R
U
P




COUNTY OF LOS ANGELES
Public Health

Photo from: <http://www.momsrising.org/blog/babes-on-bikes/>

Grant program



Bike/Ped/Active Transportation Plans:
Culver City, Long Beach, Pomona, Lynwood, Lancaster, South Bay Cities, San Gabriel Valley Cities



Complete Streets Policies:
Baldwin Park, Azusa, Huntington Park

Safe and Healthy Streets Plan
Glendale/LACBC



Health and Wellness Element
City of Los Angeles, El Monte



Glendale Safe and Healthy Streets Plan, adopted 2011



Glendale residents now



GEAR UP!

Get in the saddle

Emphasize equity

A

R

U

P



COUNTY OF LOS ANGELES
Public Health

Photo from: <http://www.momsrising.org/blog/babes-on-bikes/>



Technical Assistance Program



Bicycle and Pedestrian
Master Plans:
Lynwood and Pomona

Complete Streets Policies:
Huntington Park



Safe Routes to School
initiatives

*South Gate, Huntington
Park, Cudahy*



GEAR UP!

Get in the saddle

Emphasize equity

Activate networks

R

U

P



COUNTY OF LOS ANGELES
Public Health

Photo from: <http://www.momsrising.org/blog/babes-on-bikes/>



Growing collaboration on AT issues between

- Transportation agencies
- Foundations
- Local jurisdictions
- Business groups
- Advocacy organizations
- Schools



Active Transportation Collaborative



- **Community-Based Organizations**
 - Expand definition of transportation system to serve all ages and abilities, with focus on communities with high transit ridership
- **Transportation Agency Staff**
 - Increase technical assistance, allocate more local funding
- **Elected Officials**
 - Partner with cities and school districts to achieve shared objectives, increase funding for walk/bike, include funding for education & enforcement
- **Business Leaders**
 - Set performance measures and collect data, communicate benefits of walk/bike, establish regional standards and predictable regulations





Active Transportation Grants Program in CA

- New grant opportunity in CA: the ATP
 - Will fund planning, design and construction of bike/walk facilities,
 - Non-infrastructure encouragement, enforcement, and planning of walk/bike activities
 - SRTS infrastructure and non-infrastructure
- ATP funding priorities include projects and planning in disadvantaged communities



Inter-Agency Capacity Building Training

- Joint perception of need to increase readiness for these funds
- Planning committee: SCAG, DPH, AT Collaborative, city staff, consultants
- Common goal: increase quality of apps
- Held capacity building training for 6 county region to create vision and provide support
- Grant writing TA: foundations, Metro



We're all in the same boat



We'll make more progress if we row together





GEAR UP!

Get in the saddle

Emphasize equity

Activate networks

Reach across the aisle

**U
P**



COUNTY OF LOS ANGELES
Public Health

Photo from: <http://www.momsrising.org/blog/babes-on-bikes/>

Healthy Design Ordinance

- DPH funded DRP to develop ordinance
- Supervisors adopted it in 2012
 - Community gardens, farmers markets in all zones; sidewalk & bike parking requirements
- Mandated high-level interdepartmental workgroup to ID best practices for County



Healthy Design Workgroup

- Held all day inter-departmental convening in February 2013 to create shared vision
- Two rounds of individual meetings with:
 - Planning, Public Works, Parks, Fire, Beaches & Harbors, Community Development Commission, Arts Commission, Chief Information Office, Chief Executive Office, Internal Services Department/Office of Sustainability
- Established quarterly meeting schedule
- Policy subcommittee prioritized strategies
- Had to be feasible, under County control, could be replicated, potential for impact



HDW 2014 Work Plan

- Complete streets project initiation checklist
- Bike parking guidelines
- High visibility crosswalks in TODs
- Soil and water guidelines for gardens
- Promoting process for gardens, markets
- Tech Advisory Committee for County plans





HDW Grants Committee

- Applied for and awarded grant from MSRC to implement bike parking
- Developed two joint applications for SGC Sustainable Communities Planning Grant
- Inter-departmental grant team meetings to prepare joint proposals for upcoming grant opportunities



We've even begun dressing alike!





“We didn’t know what we were missing until we got it”

- Comment by DPW staff member after participating in joint grant application



GEAR UP!

Get in the saddle

Emphasize equity

Activate networks

Reach across the aisle

Up shift to a higher gear

P



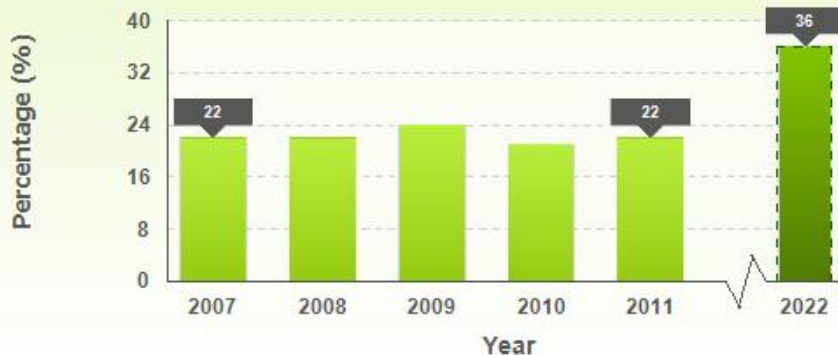
Photo from: <http://www.momsrising.org/blog/babes-on-bikes/>

Conduct Counts and Establish Metrics

CATEGORY	METRIC	2030 TARGET	FIGURE FOR MOST RECENT YEAR	TREND SINCE BASE YEAR
TRANSPORTATION	Expand sustainable transportation choices and ensure the reliability and high quality of our transportation network			
	Sustainable transportation mode share (Manhattan CBD bound commute)	INCREASE	73.6% ₂	NEUTRAL
	Change in transit volume minus change in auto traffic volume since 2007	POSITIVE	0.9% ₂	↗
	Vehicle revenue miles (Miles transit vehicles travel in revenue service)	INCREASE	924,589,268 ₂	↗
	% of bridges meeting a state of good repair (FY)	100%	41% ₁	NEUTRAL
	% of roads meeting a state of good repair (FY)	100%	72% ₁	↗
	% of transit station components meeting a state of good repair	100%	68% ₁	↗

Transportation Mode Shift

(Target: 36% Of Trips By Alternative Modes Of Transportation)





Scoring Criteria for ATP

- Potential for increased walking and bicycling (0 to 30 pts)
- Potential for reducing the number and/or rate of pedestrian and bicyclist fatalities and injuries (0 to 25 pts)





Increase Connectivity/Mobility



30

25

15

10

10

10



DOWNTOWN CYCLE TRACK:

Bikes up 33%

Peds up 20%

Bicycle Collisions down 80%

Vehicle Collisions down 50%

Traffic Speeds from 30+ to 25mph



WRONG
WAY





Increase Safety



Annual Increase in Cycling Volumes = 8%
Annual Increase in Cycling Collisions = 0.25%

30

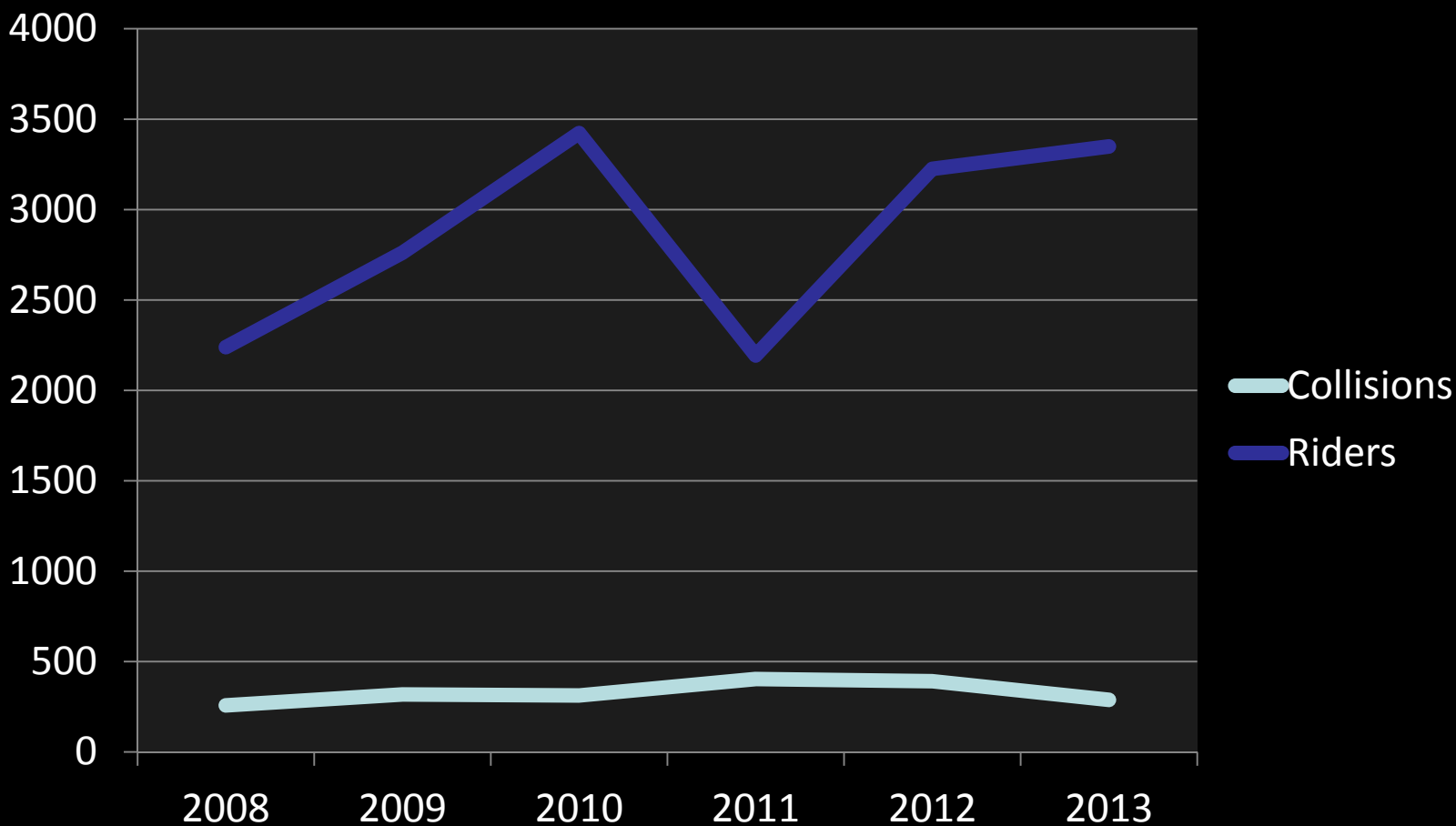
25

15

10

10

10





DPH Automated Counter Lending Program

- Purpose: loan to grantees and partners to increase capacity to collect count data
- DPH purchased automated counters programmed to count cyclists & peds 24/7
- Training: how to install counters and use standardized count methodology
- Eight city partners have agreed to participate; two have begun counts



GEAR UP!

Get in the saddle

Emphasize equity

Activate networks

Reach across the aisle

Up shift to a higher gear

Pioneer with panache!



Photo from: <http://www.momsrising.org/blog/babes-on-bikes/>

Jean Armbruster
DPH PLACE Program

www.lapublichealth.org/place

jarmbruster@ph.lacounty.gov

ATP Funding Toolkit:

Saferoutescalifornia.org/srts-atp-funding

