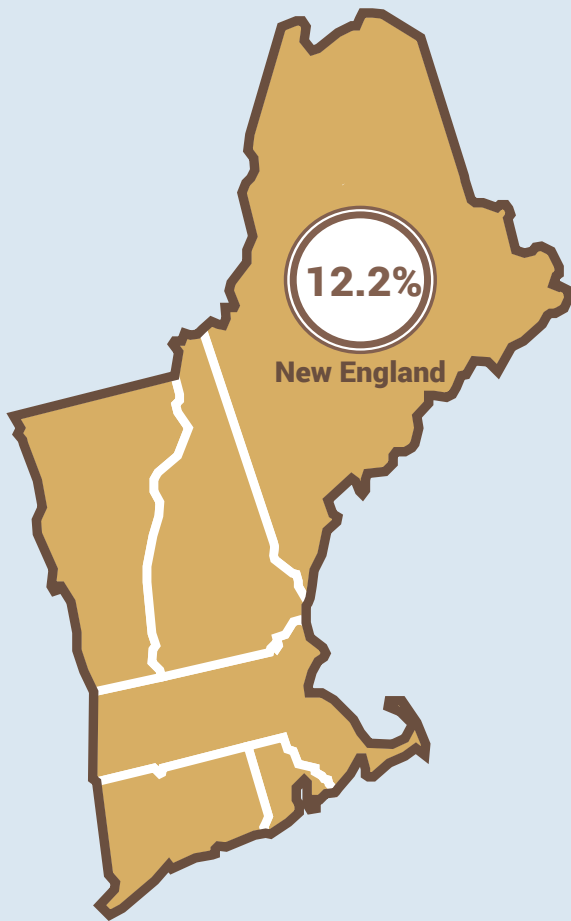


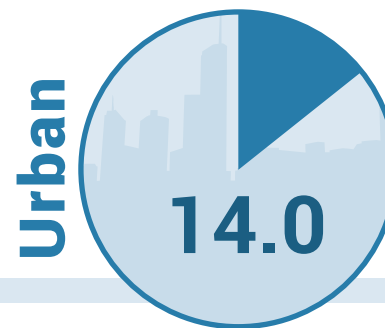
Walking & Biking to School Regional

New England Region

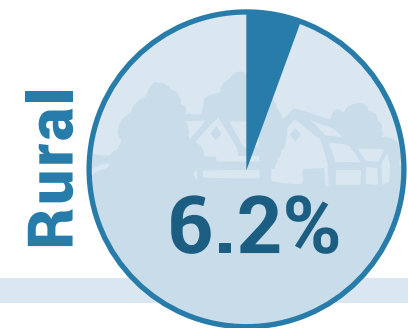


216,000

children in grades K-8 walk or bike to school each day in the New England Region.

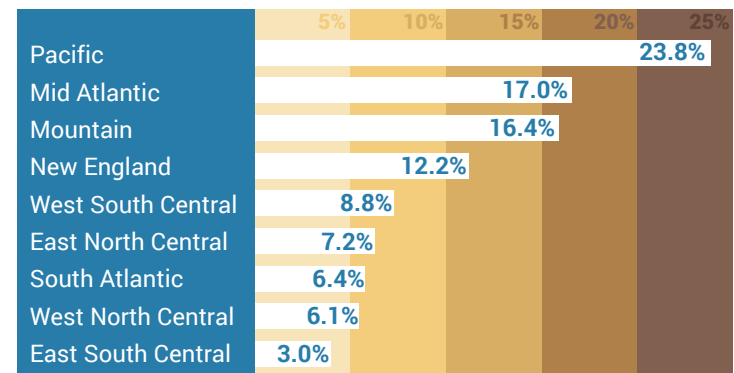


In cities and suburbs, 1 in 7 K-8 students walk or bike to school.



In rural areas, 1 out of 16 K-8 students walk or bike to school.

Proportion of K-8 Students Walking and Biking to School Each Day by Region



Funded by the Active Living Research program of the Robert Wood Johnson Foundation. Source: McDonald, et al. 2009; 2009 National Household Travel Survey; National Center for Education Statistics; US Census Bureau. Regions defined by the US Census Bureau.



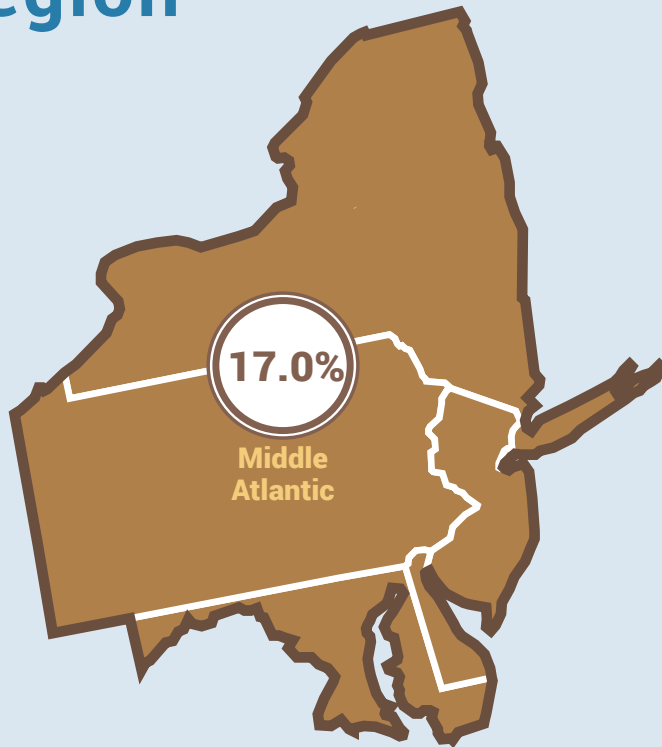
UNC
COLLEGE OF
ARTS & SCIENCES
DEPARTMENT OF CITY AND
REGIONAL PLANNING

SafeRoutes
National Center for Safe Routes to School



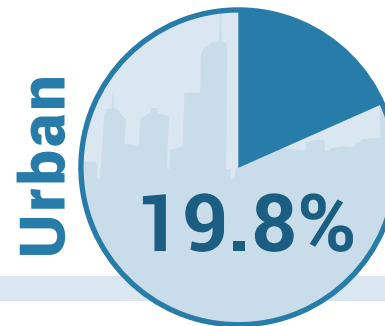
Walking & Biking to School Regional

Middle Atlantic Region

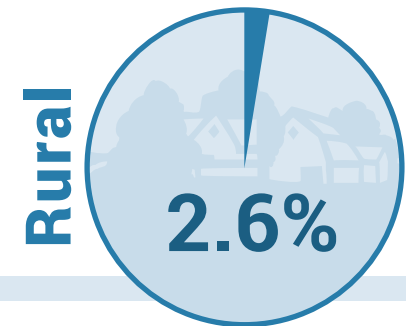


863,000

children in grades K-8 walk or bike to school each day in the Middle Atlantic Region.

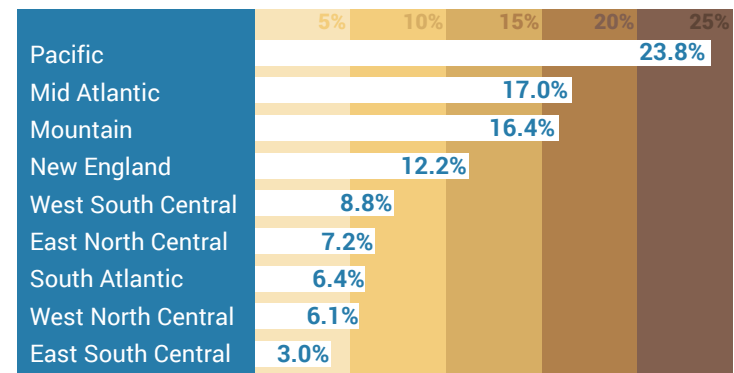


In cities and suburbs, 1 in 5 K-8 students walk or bike to school.



In rural areas, 1 out of 38 K-8 students walk or bike to school.

Proportion of K-8 Students Walking and Biking to School Each Day by Region



Funded by the Active Living Research program of the Robert Wood Johnson Foundation. Source: McDonald, et al. 2009; 2009 National Household Travel Survey; National Center for Education Statistics; US Census Bureau. Regions defined by the US Census Bureau.



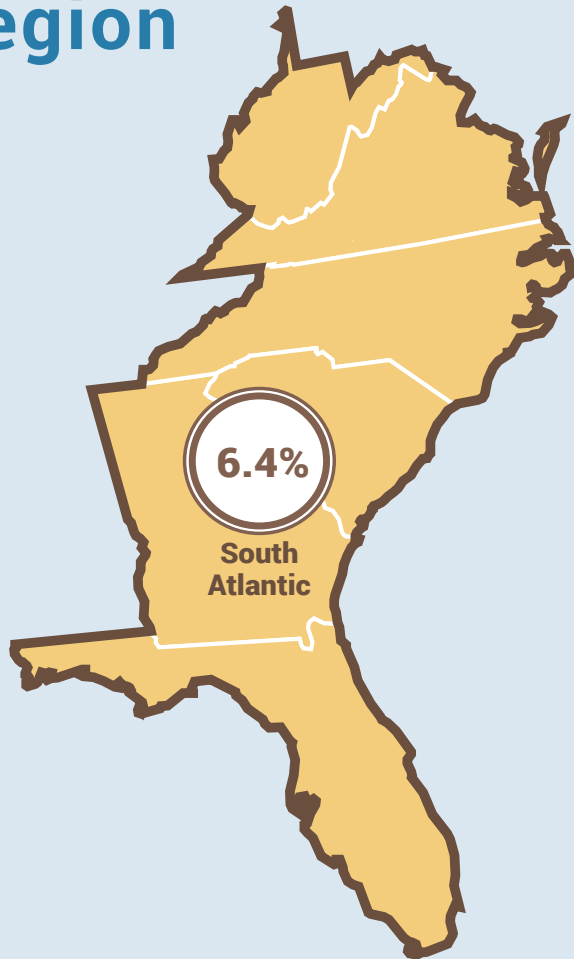
UNC
COLLEGE OF
ARTS & SCIENCES
DEPARTMENT OF CITY AND
REGIONAL PLANNING

SafeRoutes
National Center for Safe Routes to School



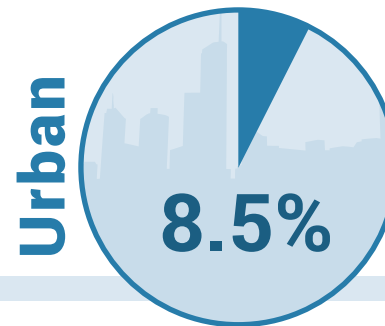
Walking & Biking to School Regional

South Atlantic Region




488,000

children in grades K-8 walk or bike to school each day in the South Atlantic Region.

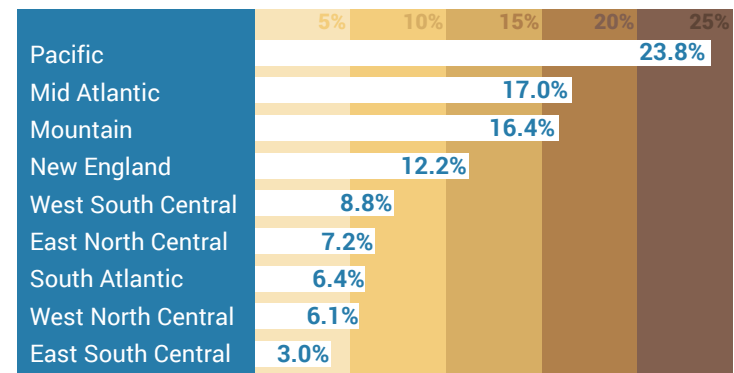


In cities and suburbs, 1 in 12 K-8 students walk or bike to school.



In rural areas, 1 out of 91 K-8 students walk or bike to school.

Proportion of K-8 Students Walking and Biking to School Each Day by Region



Funded by the Active Living Research program of the Robert Wood Johnson Foundation. Source: McDonald, et al. 2009; 2009 National Household Travel Survey; National Center for Education Statistics; US Census Bureau. Regions defined by the US Census Bureau.

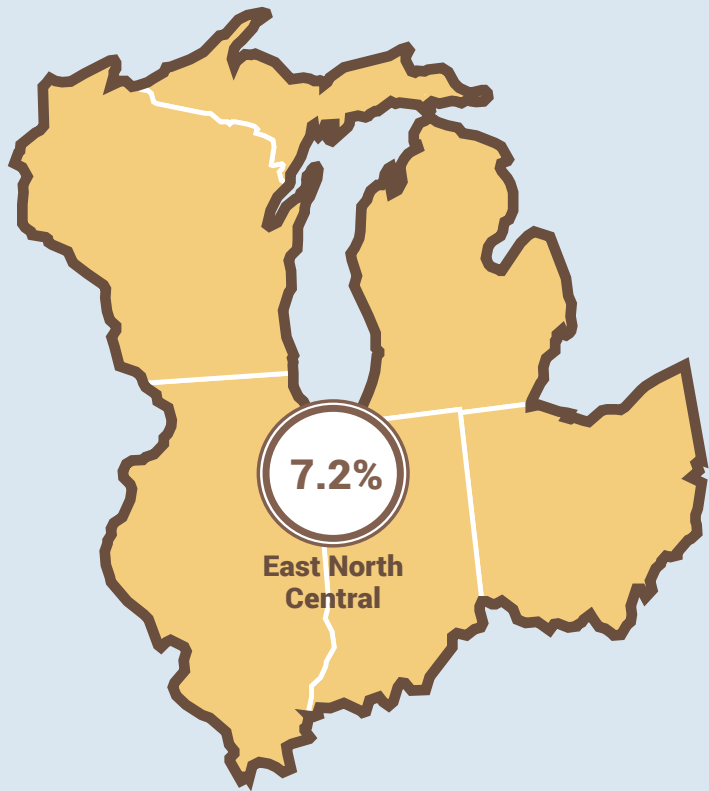


UNC
COLLEGE OF
ARTS & SCIENCES
DEPARTMENT OF CITY AND
REGIONAL PLANNING



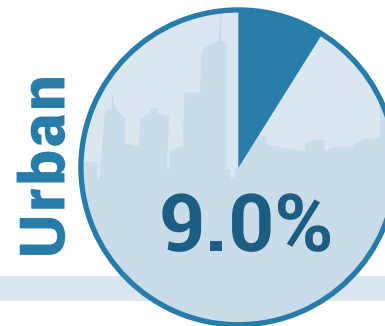
Walking & Biking to School Regional

East North Central Region

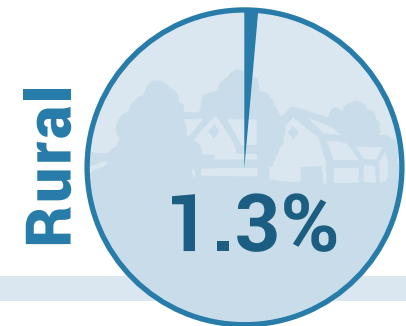


449,000

children in grades K-8 walk or bike to school each day in the East North Central Region.

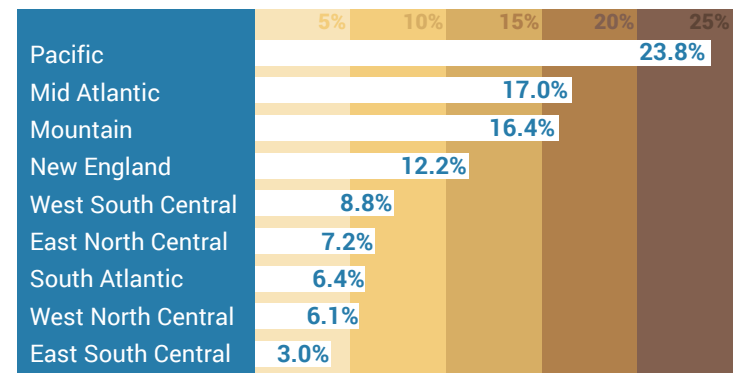


In cities and suburbs, 1 in 11 K-8 students walk or bike to school.



In rural areas, 1 out of 77 K-8 students walk or bike to school.

Proportion of K-8 Students Walking and Biking to School Each Day by Region



Funded by the Active Living Research program of the Robert Wood Johnson Foundation. Source: McDonald, et al. 2009; 2009 National Household Travel Survey; National Center for Education Statistics; US Census Bureau. Regions defined by the US Census Bureau.

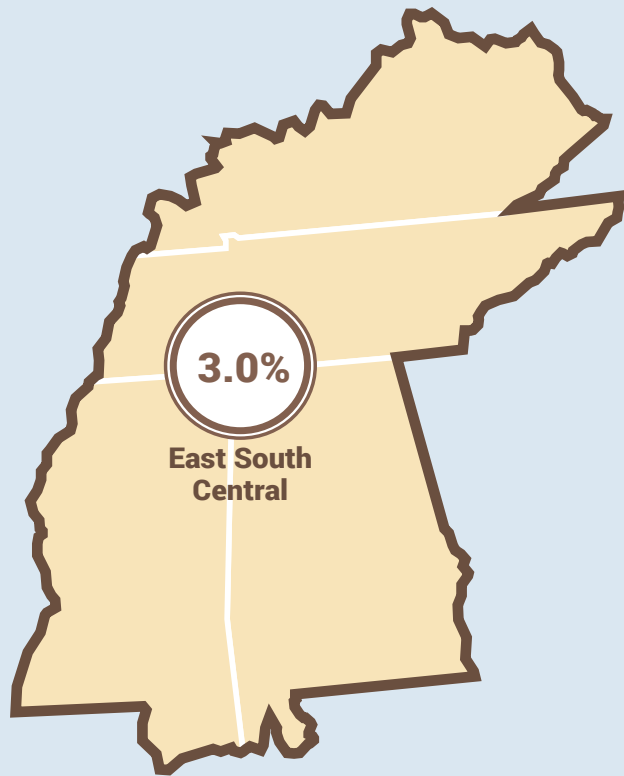


UNC
COLLEGE OF
ARTS & SCIENCES
DEPARTMENT OF CITY AND
REGIONAL PLANNING



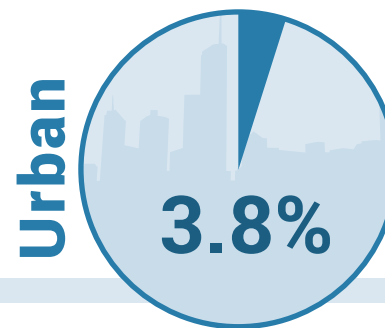
Walking & Biking to School Regional

East South Central Region

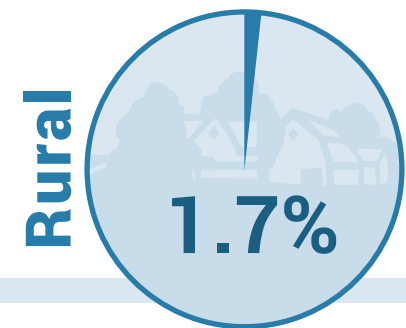


73,000

children in grades K-8 walk or bike to school each day in the East South Central Region.

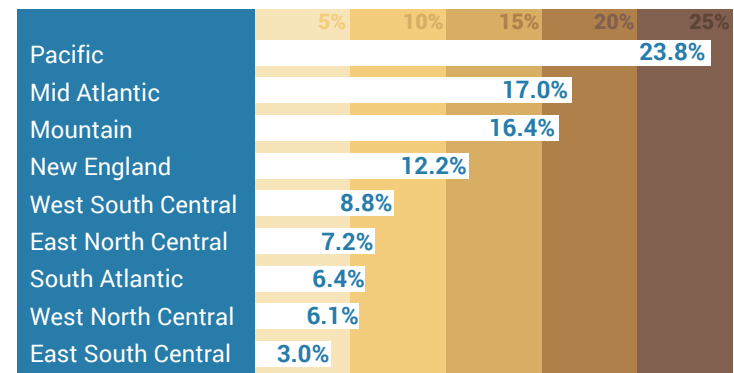


In cities and suburbs, 1 in 26 K-8 students walk or bike to school.



In rural areas, 1 out of 59 K-8 students walk or bike to school.

Proportion of K-8 Students Walking and Biking to School Each Day by Region



Funded by the Active Living Research program of the Robert Wood Johnson Foundation. Source: McDonald, et al. 2009; 2009 National Household Travel Survey; National Center for Education Statistics; US Census Bureau. Regions defined by the US Census Bureau.

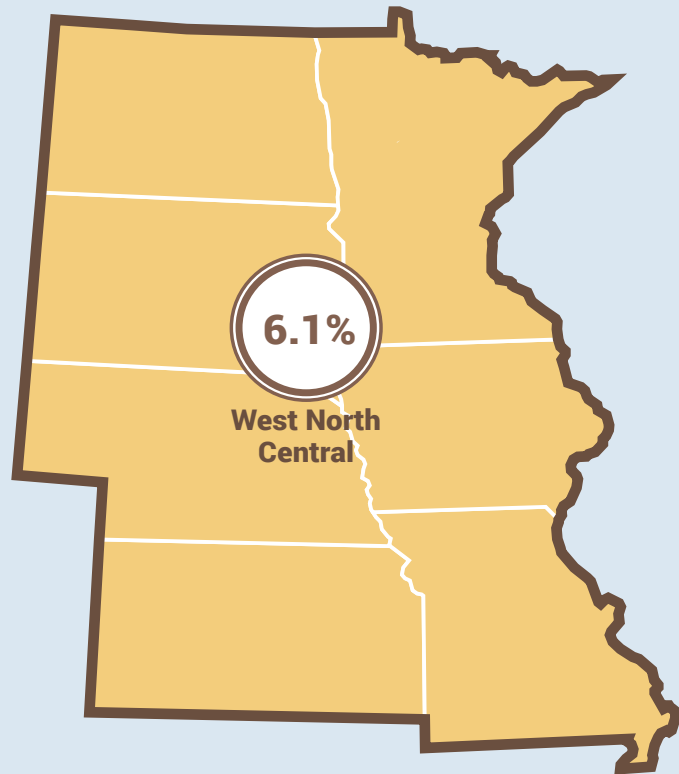


UNC
COLLEGE OF
ARTS & SCIENCES
DEPARTMENT OF CITY AND
REGIONAL PLANNING



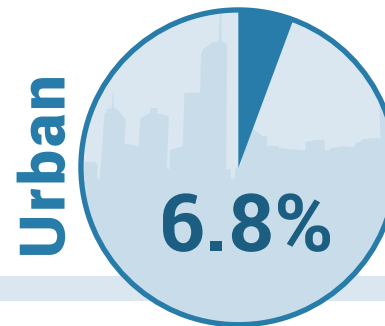
Walking & Biking to School Regional

West North Central Region

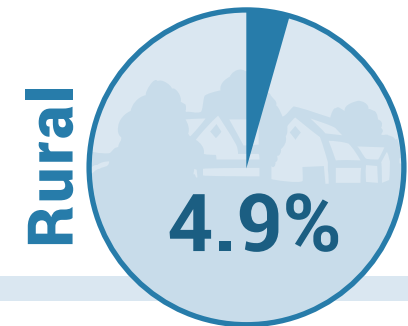


167,000

children in grades K-8 walk or bike to school each day in the West North Central Region.

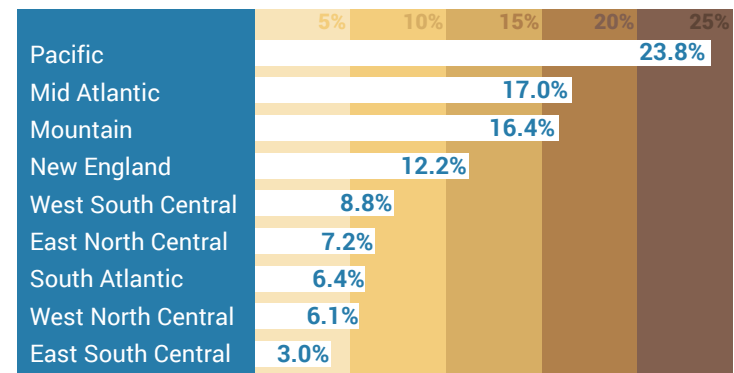


In cities and suburbs, 1 in 15 K-8 students walk or bike to school.



In rural areas, 1 out of 20 K-8 students walk or bike to school.

Proportion of K-8 Students Walking and Biking to School Each Day by Region



Funded by the Active Living Research program of the Robert Wood Johnson Foundation. Source: McDonald, et al. 2009; 2009 National Household Travel Survey; National Center for Education Statistics; US Census Bureau. Regions defined by the US Census Bureau.



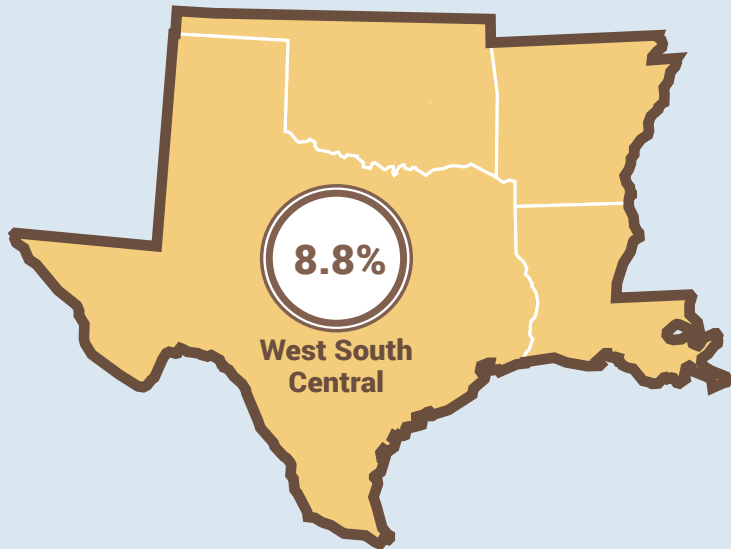
UNC
COLLEGE OF
ARTS & SCIENCES
DEPARTMENT OF CITY AND
REGIONAL PLANNING

SafeRoutes
National Center for Safe Routes to School



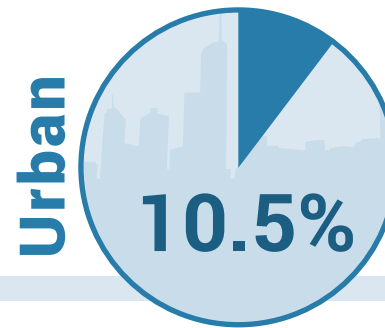
Walking & Biking to School Regional

West South Central Region

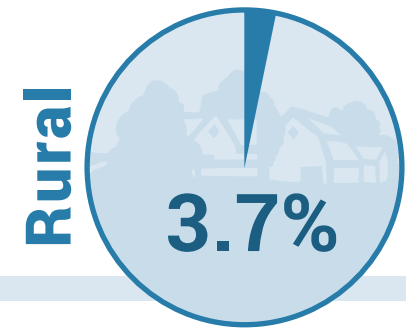


467,000

children in grades K-8 walk or bike to school each day in the West South Central Region.

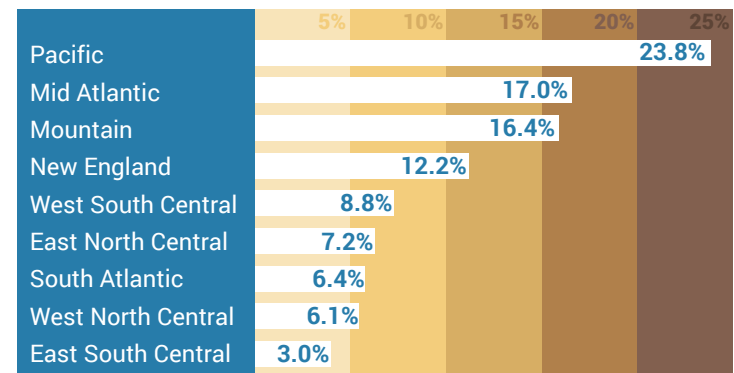


In cities and suburbs, 1 in 10 K-8 students walk or bike to school.



In rural areas, 1 out of 27 K-8 students walk or bike to school.

Proportion of K-8 Students Walking and Biking to School Each Day by Region



Funded by the Active Living Research program of the Robert Wood Johnson Foundation. Source: McDonald, et al. 2009; 2009 National Household Travel Survey; National Center for Education Statistics; US Census Bureau. Regions defined by the US Census Bureau.

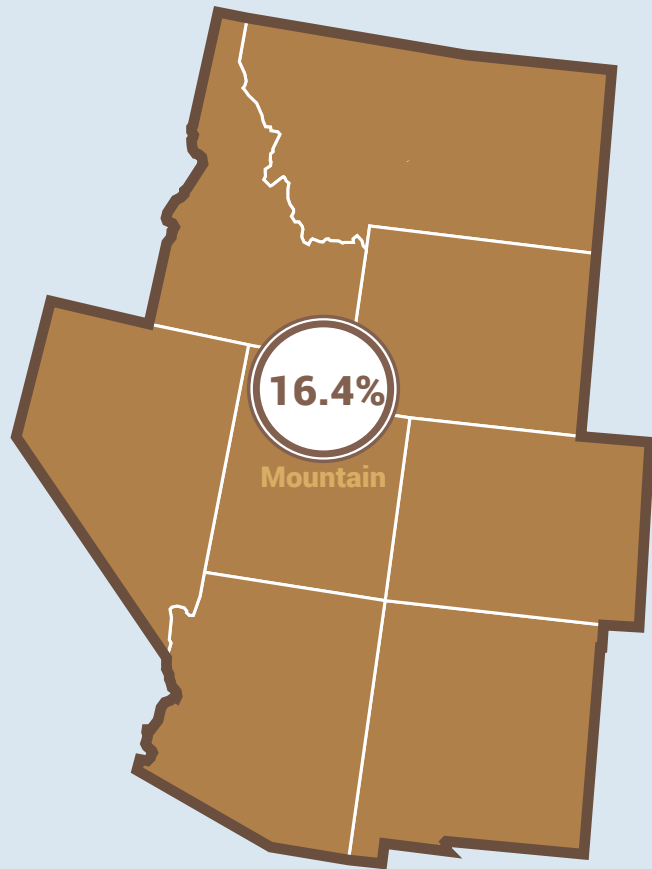


UNC
COLLEGE OF
ARTS & SCIENCES
DEPARTMENT OF CITY AND
REGIONAL PLANNING



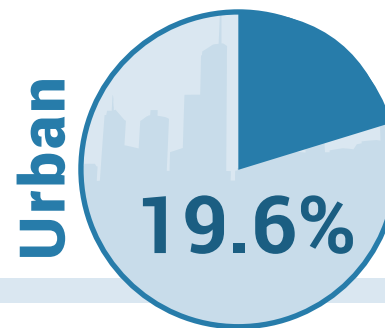
Walking & Biking to School Regional

Mountain Region

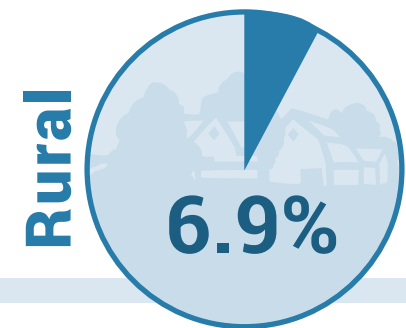


517,000

children in grades K-8 walk or bike to school each day in the Mountain Region.

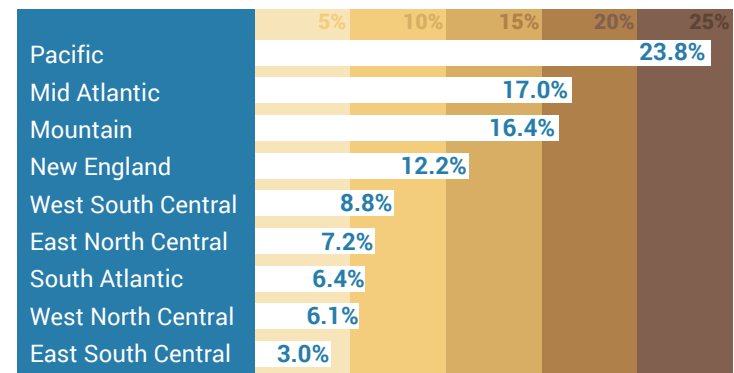


In cities and suburbs, 1 in 5 K-8 students walk or bike to school.



In rural areas, 1 out of 14 K-8 students walk or bike to school.

Proportion of K-8 Students Walking and Biking to School Each Day by Region



Funded by the Active Living Research program of the Robert Wood Johnson Foundation. Source: McDonald, et al. 2009; 2009 National Household Travel Survey; National Center for Education Statistics; US Census Bureau. Regions defined by the US Census Bureau.

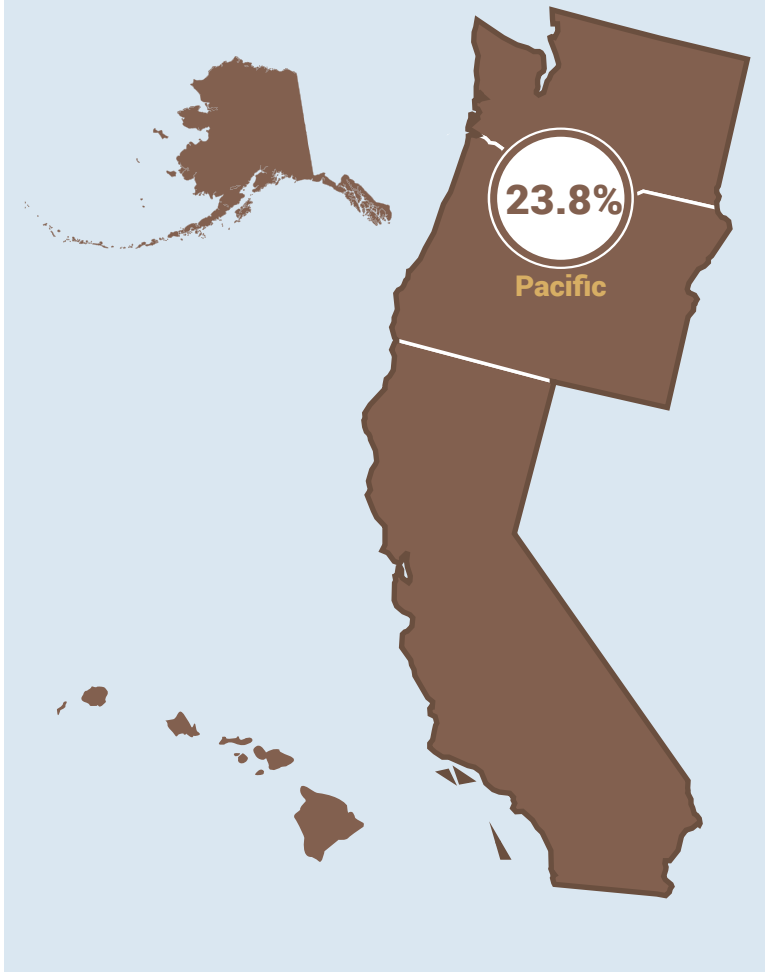


UNC
COLLEGE OF
ARTS & SCIENCES
DEPARTMENT OF CITY AND
REGIONAL PLANNING



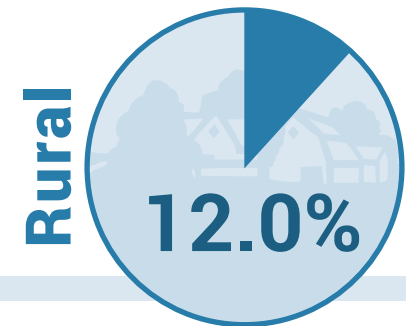
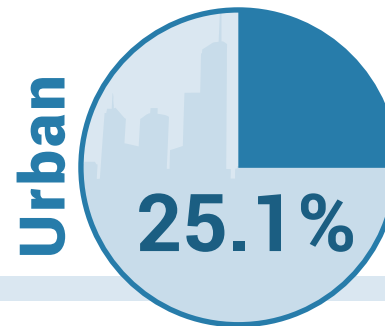
Walking & Biking to School Regional

Pacific Region



1.6 million

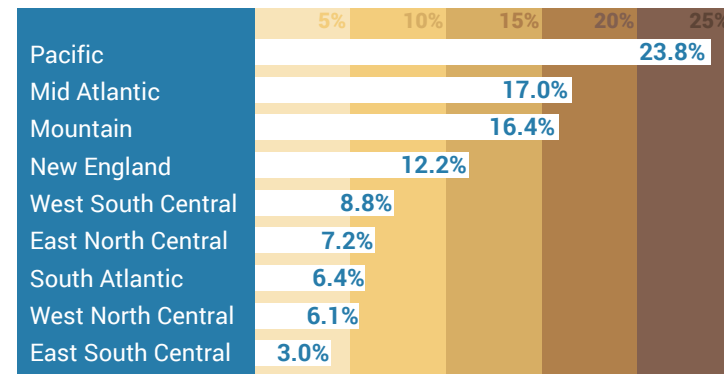
children in grades K-8 walk or bike to school each day in the Pacific Region.



In cities and suburbs, 1 in 4 K-8 students walk or bike to school.

In rural areas, more than 1 in 10 K-8 students walk or bike to school.

Proportion of K-8 Students Walking and Biking to School Each Day by Region



UNC
COLLEGE OF
ARTS & SCIENCES
DEPARTMENT OF CITY AND
REGIONAL PLANNING

SafeRoutes
National Center for Safe Routes to School

