

Using Technology for Community-Based Advocacy and Environmental Change: The Community Park Audit Tool App (eCPAT)



Active Living Research— February 22, 2015

Gina Besenyi, MPH University of South Carolina

Sonja Wilhelm Stanis, PhD, University of Missouri

Andrew Kaczynski, PhD, University of South Carolina

Travis Smith, PhD, National Recreation and Park Association

Agenda



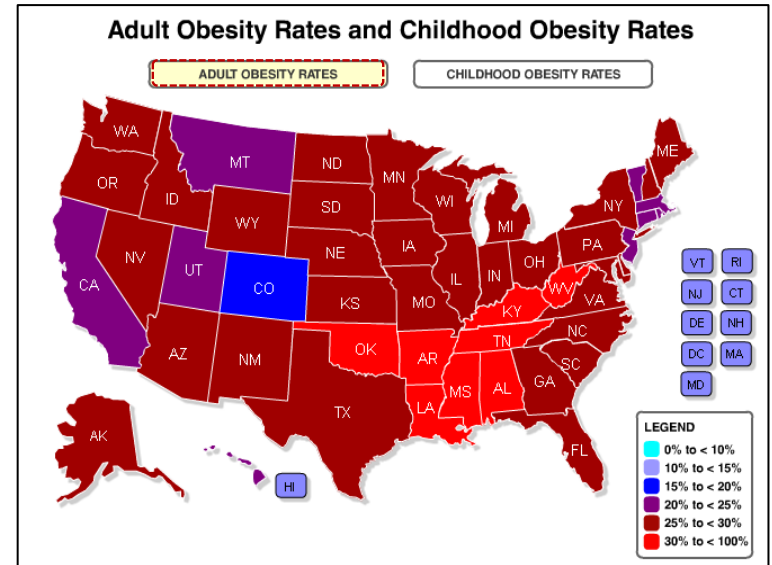
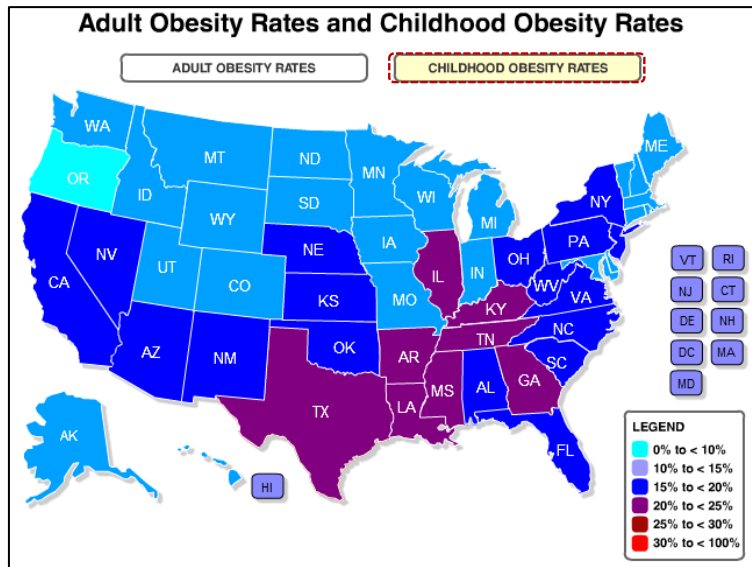
- **Background and development**
- **eCPAT app demo**
- **Practice park audit**
- **Small group discussion**



Background and Development



Obesity in America



- **32%** youth (2-19) in US overweight or obese
- **63%** adults in US overweight or obese
- Health-related issues (mental & physical)
- Staggering costs of medical care
- Overweight children are more likely to be overweight or obese as adults

Physical Activity



- **Physical activity (PA) can reduce risk of obesity and related diseases**
- **Only 48% of adults and 27% of youth meet PA guidelines**
- **PA declines with age**



Ecological Approach



- Multiple social and physical environmental variables influence PA
- Parks, in particular, are key intervention venues



Parks and Physical Activity Research



- **Living closer to park space** is associated with increased physical activity among adults & youth
- **Park features & other characteristics** may be just as important as proximity in encouraging neighborhood & park-based physical activity
 - Number & types of features (e.g., playgrounds, trails)
 - Quality of park and features (e.g., renovations)
 - Ease of accessing the park from surrounding neighborhood (e.g., street connectivity, traffic, crossings, public transportation)
- Park availability & park features and quality are generally **worse in low income and/or high-minority areas**

Community Advocacy for Parks



- Modifying or improving parks a promising solution
- Will require the interest of multiple constituencies
- **Participatory action research (PAR)** emphasizes community participation through collective inquiry, data collection, and action to address community based issues
- Citizens often do not have the knowledge or preparation to make meaningful contribution.



Community Park Audit Tool (CPAT)



- Comprehensive yet user-friendly
- Developed with and for community members through RWJF ALR grant
- 6 pages with 4 sections:
 - Park information
 - Access and surrounding neighborhood
 - Park activity areas
 - Park quality and safety
- Concerned with presence/absence and ‘usability’ and ‘condition’ of most park elements
- Quick method with demonstrated high reliability for auditing parks for their potential to promote PA

COMMUNITY PARK AUDIT TOOL

Instructions
Before you begin, review the brief training guide and audit tool and try to locate a map of the park. Then, go to the park and proceed with filling out this audit tool. The tool (6 pages) is divided into four sections that focus on different aspects of the park environment. Additional instructions are provided within each section.

Tip for Using the Community Park Audit Tool (CPAT)

- Drive, bike, or walk around the park to get a feel for the contents and characteristics of the park and surrounding neighborhood.
- The CPAT is organized such that questions on similar topics are grouped into logical sections and the four sections are arranged in the order that you might encounter them during your audit. However, you may need to switch between sections or pages as you complete the park audit. Therefore, it is important to review and be familiar with all of the tool sections and questions before you begin your audit.
- It is also important that you check back through the full document (6 pages) when you are finished to ensure you have completed all the sections and questions.
- Space is provided at the end of each section (and some individual questions) where you can take notes or record comments as you complete your audit. The margins or back of each page (if copied single-sided) can also be used to take notes, but please be sure that all relevant information is transferred to appropriate places on the tool and that all questions are fully answered using the format provided.
- If you see anything during your audit that requires immediate attention, contact the local parks department.

Section 1: Park Information

Park Name: _____ Observer Name or ID: _____
Park Address/Location: _____
Were you able to locate a map for this park? No Yes
Was the park easy to find onsite? No Somewhat Yes
Date (m/d/yr): ___/___/____
Approximate Temperature: ___°F Weather: Clear Partly Cloudy Rain/Snow
Start Time: ___:___ am or pm (circle) End Time: ___:___ am or pm (circle) Length of visit: ___ min
Comments on Park Information: _____

Community Park Audit Tool Page 1 of 6

Getting Youth Involved



- Youth can and should be involved in healthy community PAR
 - Youth voices especially powerful
 - Positive youth development
 - Future public health leaders
- Youth advocacy for obesity prevention the next wave of social change for health
- Often an under represented group



Youth PAR Empowerment through Technology



- 47% of teens 12-17 years have a smartphone
- 23% of teens have a tablet
- 75% can access internet on mobile devices
- 58% have downloaded apps
- 81% use social networking sites



Youth PAR Empowerment through Technology



- **Summary of benefits of technology within youth PAR frameworks**
 - Increases self-efficacy
 - Fights apathy/improves motivation
 - Facilitates youth expression
 - Provides meaningful participation
 - Increases youth voice within the community
 - Improves youth-adult communication
 - Promotes equitable power-sharing (increased youth control)
 - Provides political or social agency
 - Improves access to resources
 - Improves research capabilities
 - Increases civic engagement

eCPAT Application



- An electronic version of the Community Park Audit Tool (eCPAT) for use on mobile devices was developed and tested with youth
- Addresses the current need:
 - Few audit tools developed specifically for youth
 - Youth PAR technology needed
 - Unique opportunity to combine multiple technologies (photography, GIS, mobile interface) into a single user-friendly tool



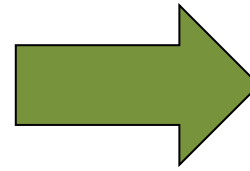


eCPAT Development

- Literature review
- Key informant interviews
- Systems requirement analysis
- Application software design
- Program coding
- Alpha (capacity) testing
- Database development



**Data collection on
Mobile Device + App**



Server for data analysis

eCPAT App Demo



Contact



For more information on the eCPAT app

Gina Besenyi, MPH
Andrew Kaczynski, PhD
Department of Health Promotion,
Education, and Behavior
Arnold School of Public Health
University of South Carolina
besenyi@email.sc.edu
atkaczyn@mailbox.sc.edu
Website:
<http://beachlab.sc.edu/current-research/ecpat/>

For more information on the CPAT tool

Sonja Wilhelm Stanis, PhD
Department of Parks, Recreation,
and Tourism
School of Natural Resources
University of Missouri
sonjaws@missouri.edu
Website:
<http://web.missouri.edu/~wilhelmstaniss/KCParksPA/Welcome.html>

Acknowledgements



- We thank Dr. Benjamin Schooley, Paul Diehl, and Mark Parrott for their technical assistance with eCPAT application development and testing
- We thank the City of Greenville Parks and Recreation Department, Greenville County Parks, Recreation, and Tourism, and LiveWell Greenville for their assistance with this project
- eCPAT development was partially supported by grants from the South Carolina Clinical and Translational Research Institute, the University of South Carolina SPARC Graduate Research Program, the University of Missouri Research Council, and the National Recreation and Park Association

Practice Park Audit



Ski Beach Park Audit



- Pair up (2 per tablet)
- Make sure your tablet is logged in and you can see the eCPAT home screen
- Select start new audit
- Short walk to Ski Beach
- Complete park audit
- Discussion in the park

